



# U05(B, G, J)4B48

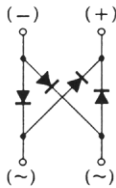
SILICON DIFFUSED TYPE RECTIFIER STACK  
Voltage Range 100 to 600 Volts Forward Current 0.5 Ampere

## Features

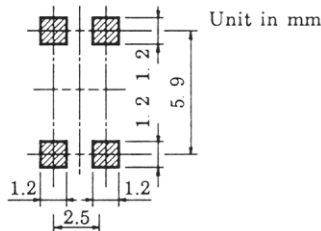
- ◆ Single phase bridge rectifier applications.
  - Repetitive peak reverse voltage :  $V_{RRM}=100\sim600V$
  - Average output rectified current :  $I_o=0.5A$  ( $T_a=30^\circ C$ )



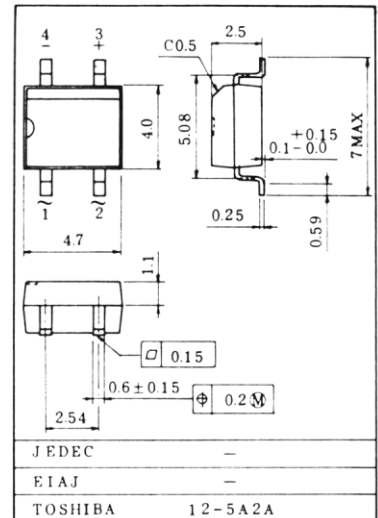
### POLARITY



### Standard Soldering Pad



Unit in mm



Weight : 0.13g

## Maximum Ratings

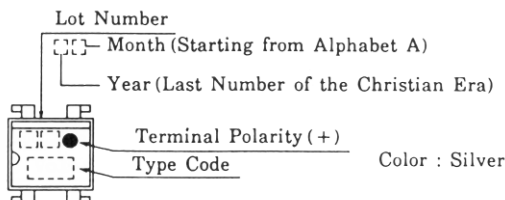
Characteristic	Symbol	Rated	Unit
Repetitive peak reverse voltage	U05B4B48	100	Volts
	U05G4B48	400	
	U05J4B48	600	
Average output rectified current ( $T_a=30^\circ C$ )	$I_o$	0.5 0.8 *	Amp
Peak one cycle surge forward current (Non Repetitive)	$I_{FSM}$	30 (50Hz) 33 (60Hz)	Amps
Junction temperature	$T_J$	-40 to +150	$^\circ C$
Storage temperature range	$T_{STG}$	-40 to +150	$^\circ C$

## Electrical Characteristics ( $T_a=25^\circ C$ )

Characteristic	Symbol	Test condition	Min.	Typ.	Max.	Unit
Peak forward voltage	$V_{FM}$	$I_{FM}=0.4A$	-	-	1.0	Volt
Repetitive peak reverse current	$I_{RRM}$	$V_{RRM}=\text{Rated}$	-	-	10	$\mu A$
Thermal resistance (Junction to Ambient)	$R_{\theta(j-a)}$	DC	-	-	130 75 *	$^\circ C/W$

\* On alumina substrate.

### MARK



CODE	TYPE
5B	U05B4B48
5G	U05G4B48
5J	U05J4B48

# RATINGS AND CHARACTERISTIC CURVES

