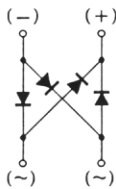


Features

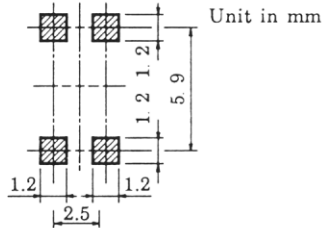
- ◆ Telecommunication applications.
- Repetitive peak reverse voltage : $V_{RRM}=400V$
- Average forward current : $I_o=0.5A$ ($T_a=47^\circ C$)
- Dual in line type
- Plastic mold package
- Low loss type



POLARITY

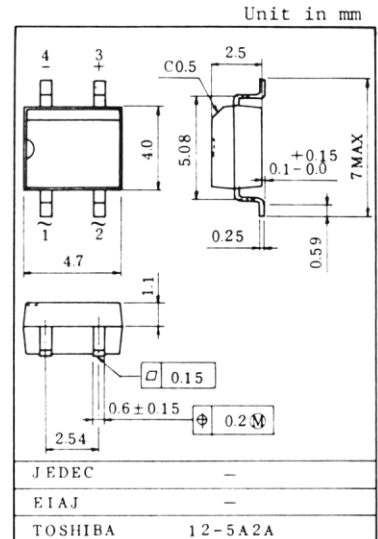


Standard Soldering Pad

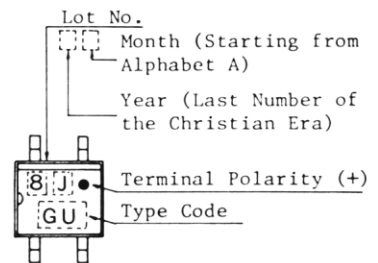


Maximum Ratings

Characteristic	Symbol	Rated	Unit
Repetitive peak reverse voltage	V_{RRM}	400	Volts
Average output rectified current	I_o	0.5 0.8 *	Amp
Peak one cycle surge forward current (Non Repetitive)	I_{FSM}	30 (50Hz) 33 (60Hz)	Amps
Junction temperature	T_J	-40 to +150	$^\circ C$
Storage temperature range	T_{STG}	-40 to +150	$^\circ C$



Weight : 0.13g



Electrical Characteristics ($T_a=25^\circ C$)

Characteristic	Symbol	Test condition	Min.	Typ.	Max.	Unit
Peak forward voltage (Note)	V_{FM}	$I_{FM}=20mA$	-	-	0.65	Volt
Repetitive peak reverse current (Note)	I_{RRM}	$V_{RRM}=\text{Rated}$	-	-	100	μA
Thermal resistance	$R_{\theta(j-a)}$	Junction to Ambient	-	-	130 75 *	$^\circ C/W$

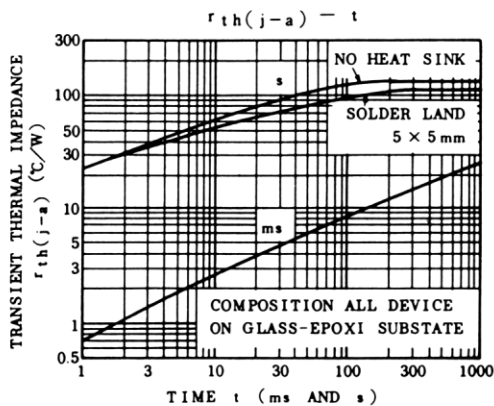
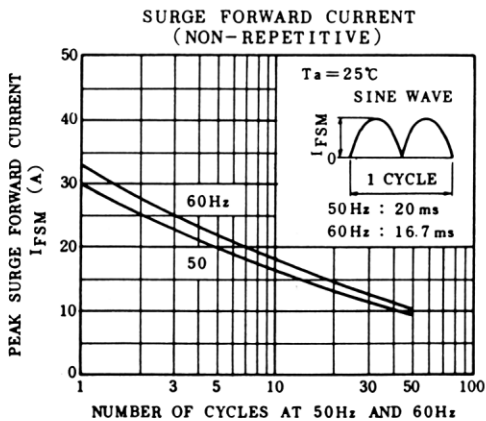
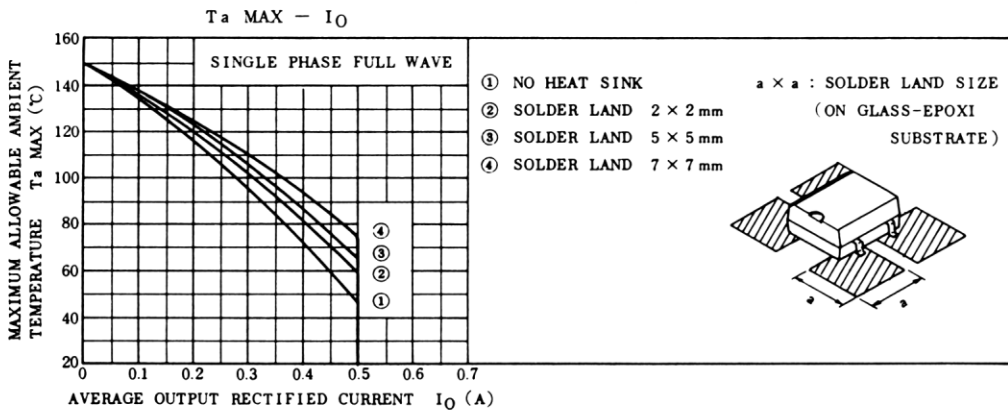
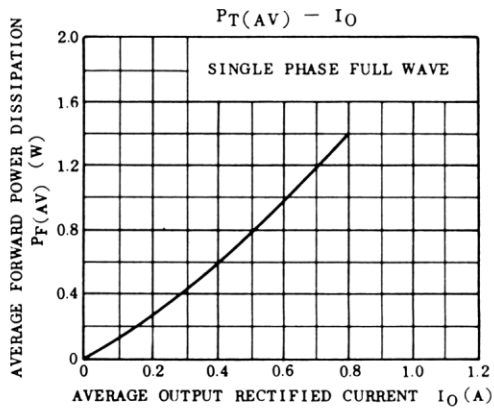
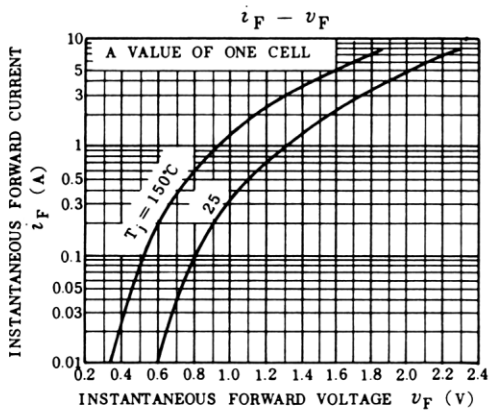
Notes: A value of one cell.

SYMBOL	DEVICE TYPE
GU	U05GU4B48

Color:
Silver

* On alumina substrate.

RATINGS AND CHARACTERISTIC CURVES



RATINGS AND CHARACTERISTIC CURVES

