



# BZX584C2V4 THRU BZX584C75

## Surface Mount Silicon Zener Diodes

Voltage 2.4 to 75 volts power 200 mWatts

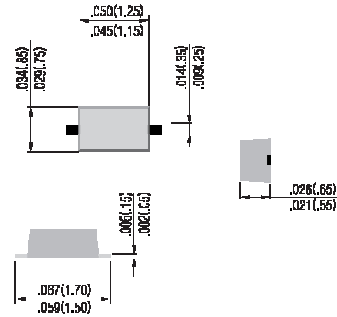
### Features

- Planar Die construction
- 200mW Power Dissipation
- Ideally Suited for Automated Assembly Processes
- Pb free product:99% Sn above can meet RoHS environment Substance directive request

### Mechanical Data

- Case: SOD-523, plastic
- Terminals: Solderable per MIL-STD-750, Method 2026
- Standard packaging: 8mm tape
- Approx. Weight: 0.002

### SOD-523



Unit: inch(mm)

### MAXIMUM RATINGS

Parameter	Symbol	Value	Units
Power Dissipation at Tamb = 25 °C	P <sub>D</sub>	200	mW
Operating Junction and Storage Temperature Range	T <sub>J</sub>	-55 to	°C

Notes: A. Mounted on 5.0mm<sup>2</sup>(.013mm thick)land areas

Part Number	Nominal Zener Voltage			Max. Zener Impedance				Max Reverse Leakage Current		Marking Code	Package
	Vz @ IzT			ZzT @ IzT		ZzK @ IzK		IR @ VR			
	Nom. V	Min. V	Max. V	Ω	mA	Ω	mA	uA	V		
BZX584C2V4	2.4	2.28	2.52	100	5.0	600	1.00	50	1.0	W1	SOD-523
BZX584C2V7	2.7	2.57	2.84	100	5.0	600	1.00	20	1.0	W2	SOD-523
BZX584C3V0	3	2.85	3.15	95	5.0	600	1.00	10	1.0	W3	SOD-523
BZX584C3V3	3.3	3.14	3.47	95	5.0	600	1.00	5.0	1.0	W4	SOD-523
BZX584C3V6	3.6	3.42	3.78	90	5.0	600	1.00	5.0	1.0	W5	SOD-523
BZX584C3V9	3.9	3.71	4.10	90	5.0	600	1.00	3.0	1.0	W6	SOD-523
BZX584C4V3	4.3	4.09	4.52	90	5.0	600	1.00	3.0	1.0	W7	SOD-523
BZX584C4V7	4.7	4.47	4.94	80	5.0	500	1.00	3.0	2.0	W8	SOD-523
BZX584C5V1	5.1	4.85	5.36	60	5.0	480	1.00	2.0	2.0	W9	SOD-523
BZX584C5V6	5.6	5.32	5.88	40	5.0	400	1.00	1.0	2.0	WA	SOD-523
BZX584C6V2	6.2	5.89	6.51	10	5.0	150	1.00	3.0	4.0	WB	SOD-523
BZX584C6V8	6.8	6.46	7.14	15	5.0	80	1.00	2.0	4.0	WC	SOD-523
BZX584C7V5	7.5	7.13	7.88	15	5.0	80	1.00	1.0	5.0	WD	SOD-523
BZX584C8V2	8.2	7.79	8.61	15	5.0	80	1.00	0.7	5.0	WE	SOD-523
BZX584C9V1	9.1	8.65	9.56	15	5.0	100	1.00	0.5	6.0	WF	SOD-523
BZX584C10	10	9.50	10.50	20	5.0	150	1.00	0.2	7.0	WG	SOD-523
BZX584C11	11	10.45	11.55	20	5.0	150	1.00	0.1	8.0	WH	SOD-523
BZX584C12	12	11.40	12.60	25	5.0	150	1.00	0.1	8.0	WI	SOD-523
BZX584C13	13	12.35	13.65	30	5.0	170	1.00	0.1	8.0	WK	SOD-523
BZX584C14	14	13.30	14.70	30	5.0	170	1.00	0.1	10.00	WJ	SOD-523
BZX584C15	15	14.25	15.75	30	5.0	200	1.00	0.1	10.50	WL	SOD-523
BZX584C16	16	15.20	16.80	40	5.0	200	1.00	0.1	11.20	WM	SOD-523
BZX584C17	17	16.15	17.85	40	5.0	200	1.00	0.1	12.20	17C	SOD-523
BZX584C18	18	17.10	18.90	45	5.0	225	1.00	0.1	12.60	WN	SOD-523
BZX584C20	20	19.00	21.00	55	5.0	225	1.00	0.1	14.00	WO	SOD-523
BZX584C22	22	20.90	23.10	55	5.0	250	1.00	0.1	15.40	WP	SOD-523
BZX584C24	24	22.80	25.20	70	5.0	250	1.00	0.1	16.80	WR	SOD-523
BZX584C27	27	25.65	28.35	80	5.0	300	1.00	0.1	18.90	WS	SOD-523
BZX584C28	28	26.60	29.40	80	5.0	300	1.00	0.1	20.50	28C	SOD-523
BZX584C30	30	28.50	31.50	80	5.0	300	1.00	0.1	21.00	WT	SOD-523
BZX584C33	33	31.35	34.65	80	5.0	325	1.00	0.1	23.10	WU	SOD-523
BZX584C36	36	34.20	37.80	90	5.0	350	1.00	0.1	25.20	WW	SOD-523
BZX584C39	39	37.05	40.95	130	5.0	350	1.00	0.1	27.30	WX	SOD-523
BZX584C43	43	40.85	45.15	150	5.0	375	1.00	0.1	30.10	WY	SOD-523
BZX584C47	47	44.65	49.35	170	5.0	375	1.00	0.1	32.90	WZ	SOD-523
BZX584C51	51	48.45	53.55	100	5.0	400	1.00	0.1	38.00	XA	SOD-523
BZX584C56	56	53.20	58.80	135	2.5	1000	1.00	0.1	42.00	X2	SOD-523
BZX584C62	62	58.90	65.10	150	2.5	1000	1.00	0.1	46.00	X3	SOD-523
BZX584C68	68	64.60	71.40	200	2.5	1000	1.00	0.1	51.00	X4	SOD-523
BZX584C75	75	71.25	78.75	250	2.5	1000	1.00	0.1	56.00	X5	SOD-523

## RATING AND CHARACTERISTIC CURVES

Fig1. Steady State Power Derating

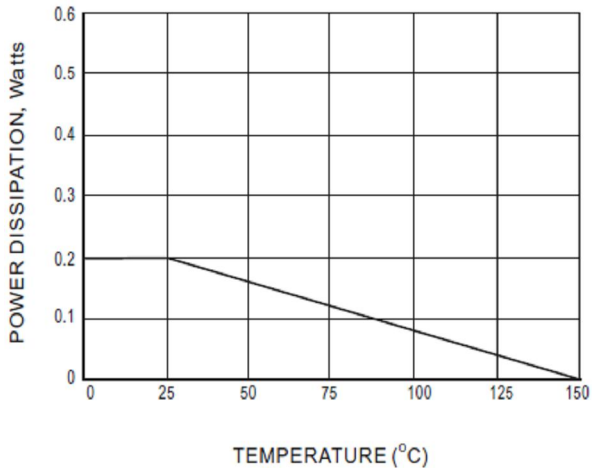


Fig2. Temperature Coefficients

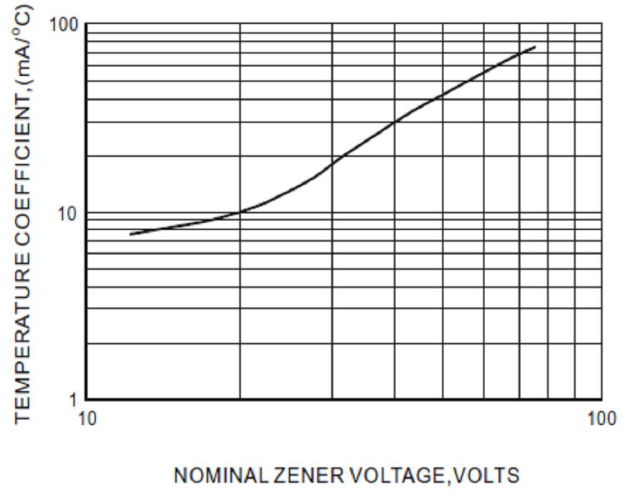


Fig3. Typical Leakage Current

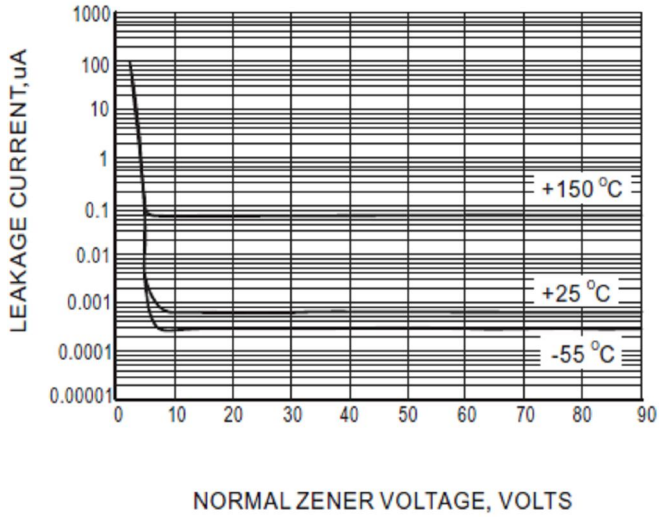


Fig4. Typical Forward Voltage

