



MMSZ5229AS SERIES

Surface Mount Silicon Zener Diodes
Voltage 4.3 to 51 volts Power 200 mWatts

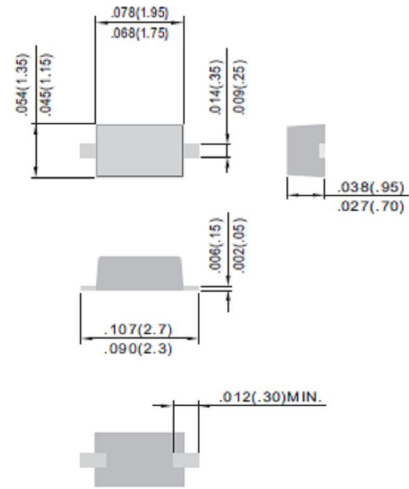
Features

- Planar Die construction
- 200mW Power Dissipation
- Ideally Suited for Automated Assembly Processes
- Pb free product: 99% Sn above can meet RoHS environment Substance request

Mechanical Data

- Case: SOD-323, Molded plastic
- Terminals: Solderable per MIL-STD-750, Method 2026
- Polarity: See diagram below
- Approx. Weight: 0.0041 gram
- Mounting position: Any

SOD-323



Unit: inch(mm)

MAXIMUM RATINGS AND ELECTRICAL CHARACTERISTICS

Parameter	Symbol	Value	Units
Power Dissipation at 25 °C	P _D	200	mW
Operating Junction and Storage Temperature Range	T _J	-55 to +150	°C

Notes: A. Mounted on 5.0mm²(.013mm thick)land areas

Part Number	Nominal Zener Voltage			Max. Zener Impedance				Max Reverse Leakage Current		Marking Code	Package
	V _Z @ I _{ZT}			Z _{VT} @ I _{ZT}		Z _{VK} @ I _{ZK}		I _R @ V _R			
	Nom. V	Min. V	Max. V	Ω	mA	Ω	mA	μA	V		
MMSZ5229AS	4.3	4.21	4.39	22	20.0	2000	0.25	5.0	1.0	D4	SOD-323
MMSZ5230AS	4.7	4.61	4.79	19	20.0	1900	0.25	5.0	2.0	D5	SOD-323
MMSZ5231AS	5.1	5.00	5.20	17	20.0	1600	0.25	5.0	2.0	E1	SOD-323
MMSZ5232AS	5.6	5.49	5.71	11	20.0	1600	0.25	5.0	3.0	E2	SOD-323
MMSZ5234AS	6.2	6.08	6.32	7	20.0	1000	0.25	5.0	4.0	E4	SOD-323
MMSZ5235AS	6.8	6.66	6.94	5	20.0	750	0.25	3.0	5.0	E5	SOD-323
MMSZ5236AS	7.5	7.35	7.65	6	20.0	500	0.25	3.0	6.0	F1	SOD-323
MMSZ5237AS	8.2	8.04	8.36	8	20.0	500	0.25	3.0	6.0	F2	SOD-323
MMSZ5239AS	9.1	8.92	9.28	10	20.0	600	0.25	3.0	6.5	F4	SOD-323
MMSZ5240AS	10	9.80	10.20	17	20.0	600	0.25	3.0	8.0	F5	SOD-323
MMSZ5241AS	11	10.78	11.22	22	20.0	600	0.25	3.0	8.4	H1	SOD-323
MMSZ5242AS	12	11.76	12.24	30	20.0	600	0.25	2.0	9.1	H2	SOD-323
MMSZ5243AS	13	12.74	13.26	13	9.5	600	0.25	1.0	9.9	H3	SOD-323
MMSZ5244AS	14	13.72	14.28	15	9.0	600	0.25	0.5	10.5	H4	SOD-323
MMSZ5245AS	15	14.70	15.30	16	8.5	600	0.25	0.5	11.0	H5	SOD-323
MMSZ5246AS	16	15.68	16.32	17	7.8	600	0.25	0.1	12.0	J1	SOD-323
MMSZ5247AS	17	16.66	17.34	19	7.5	600	0.25	0.1	13.0	J2	SOD-323
MMSZ5248AS	18	17.64	18.36	21	7.0	600	0.25	0.1	14.0	J3	SOD-323
MMSZ5250AS	20	19.60	20.40	25	6.2	600	0.25	0.1	15.0	J5	SOD-323
MMSZ5251AS	22	21.56	22.44	29	5.6	600	0.25	0.1	17.0	K1	SOD-323
MMSZ5252AS	24	23.52	24.48	33	5.2	600	0.25	0.1	18.0	K2	SOD-323
MMSZ5254AS	27	26.46	27.54	41	5.0	600	0.25	0.1	21.0	K4	SOD-323
MMSZ5255AS	28	27.44	28.56	44	4.5	600	0.25	0.1	21.0	K5	SOD-323
MMSZ5256AS	30	29.40	30.60	49	4.2	600	0.25	0.1	23.0	M1	SOD-323
MMSZ5257AS	33	32.34	33.66	58	3.8	700	0.25	0.1	25.0	M2	SOD-323
MMSZ5258AS	36	35.28	36.72	70	3.4	700	0.25	0.1	27.0	M3	SOD-323
MMSZ5259AS	39	38.22	39.78	80	3.2	800	0.25	0.1	30.0	M4	SOD-323
MMSZ5260AS	43	42.14	43.86	93	3.0	900	0.25	0.1	33.0	M5	SOD-323
MMSZ5261AS	47	46.06	47.94	105	2.7	1000	0.25	0.1	36.0	N1	SOD-323
MMSZ5262AS	51	49.98	52.02	125	2.5	1100	0.25	0.1	39.0	N2	SOD-323

RATING AND CHARACTERISTIC CURVES

Fig1. Steady State Power Derating

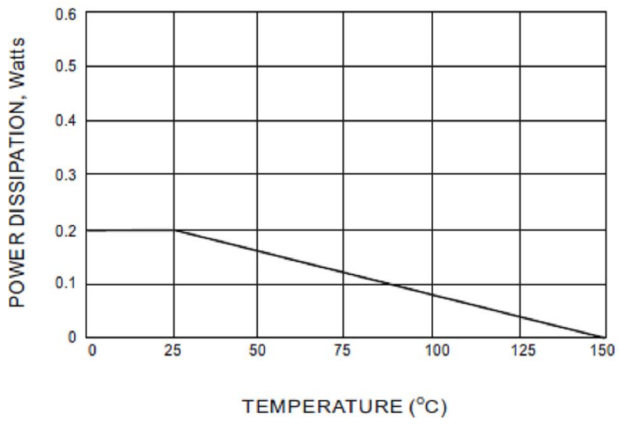


Fig2. Temperature Coefficients

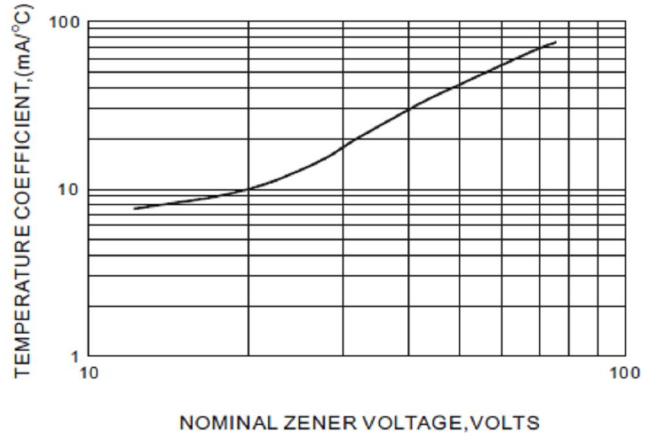


Fig3. Typical Leakage Current

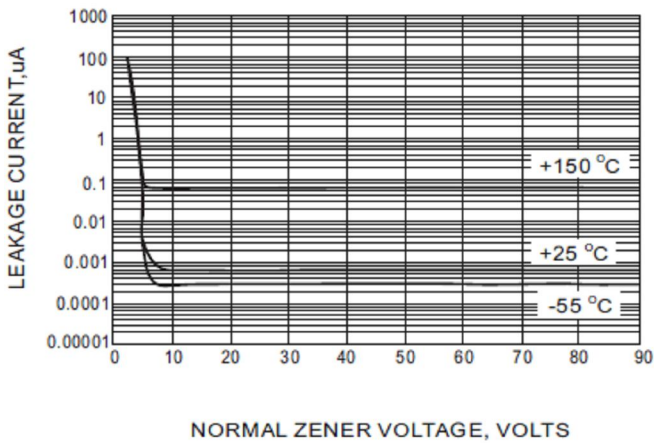


Fig4. Typical Forward Voltage

