

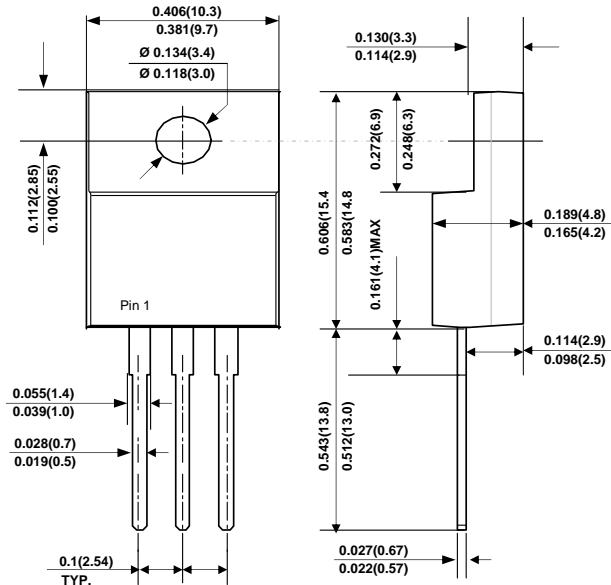


SB2020FCT THRU SB20200FCT

20 AMPERS ISOLATION SCHOTTKY BARRIER RECTIFIERS

Reverse Voltage - 20 to 200 Volts Forward Current - 20.0 Ampere

ITO-220AB



Dimensions in inches and (millimeters)

FEATURES

- ◆ Plastic package has Underwriters Laboratory Flammability Classification 94V-0 utilizing Flame Retardant Epoxy Molding Compound.
- ◆ Exceeds environmental standards of MIL-S-19500/228
- ◆ Low forward voltage, high current capability
- ◆ Low power loss, high efficiency.
- ◆ High surge capacity.
- ◆ For use in low voltage, high frequency inverters free wheeling, and polarity protection applications.
- ◆ In compliance with EU RoHS 2002/95/EC directives

MECHANICAL DATA

Case: JEDEC ITO-220AB, Full molded plastic package

Terminals: Solderable per MIL-STD-750 Method 2026

Approx. Weight: 0.055 ounces, 1.5615 grams..

Standard Packaging : Tube

Mounting Position: Any.

MAXIMUM RATINGS AND ELECTRICAL CHARACTERISTICS

Ratings at 25°C ambient temperature unless otherwise specified.

Single phase half-wave 60Hz, resistive or inductive load, for capacitive load current derate by 20%.

PARAMETER	SYMBOLS	SB 2020FCT	SB 2045FCT	SB 2060FCT	SB 2080FCT	SB 20100FCT	SB 20150FCT	SB 20200FCT	UNITS
Maximum repetitive peak reverse voltage	V_{RRM}	20	45	60	80	100	150	200	Volts
Maximum RMS voltage	V_{RMS}	14	31.5	42	56	70	105	140	Volts
Minimum Reverse Breakdown Voltage	V_R	20	45	60	80	100	150	200	Volts
Average Rectified current	$I_{(AV)}$	20.0							Amp
Non-repetitive Peak Forward Surge Current 8.3ms single half sine-wave superimposed on rated load (JEDEC Method)	I_{FSM}	200							Amps
Maximum Forward Voltage at $I_F=10.0A$ per die	V_F	0.55	0.70	0.80	0.92				Volts
Reverse Leakage Current at V_{RRM}	I_R	0.5							mA
Typical Thermal Resistance	$R_{\theta JA}$	4.0							°C/W
Operating Junction and Storage Temperature Range	T_J, T_{STG}	-55 to +150			-65 to +175				°C

Note: Both Bonding and Chip structure are available



SB2020FCT THRU SB20200FCT

RATINGS AND CHARACTERISTIC CURVES

FIG. 1- FORWARD CURRENT DERATING CURVE

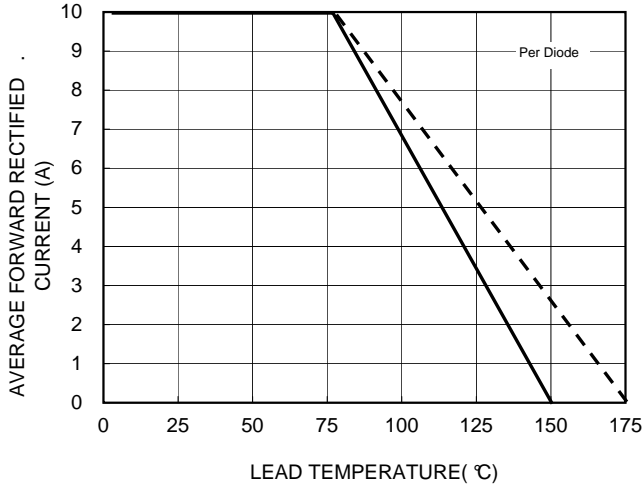


FIG. 2-TYPICAL FORWARD SURGE CHARACTERISTICS

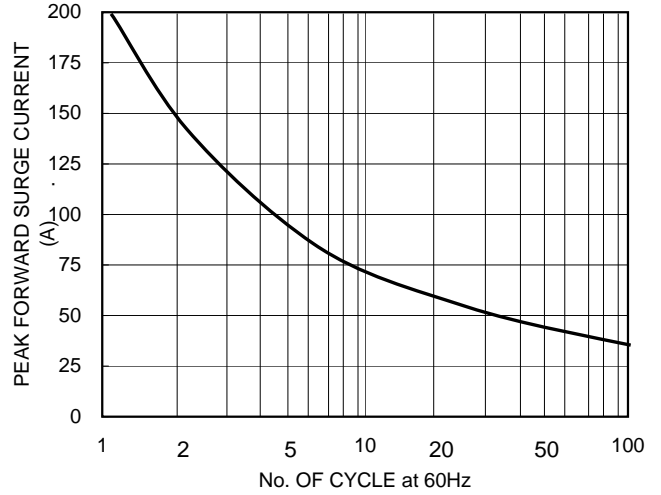


FIG. 3-TYPICAL REVERSE CHARACTERISTICS

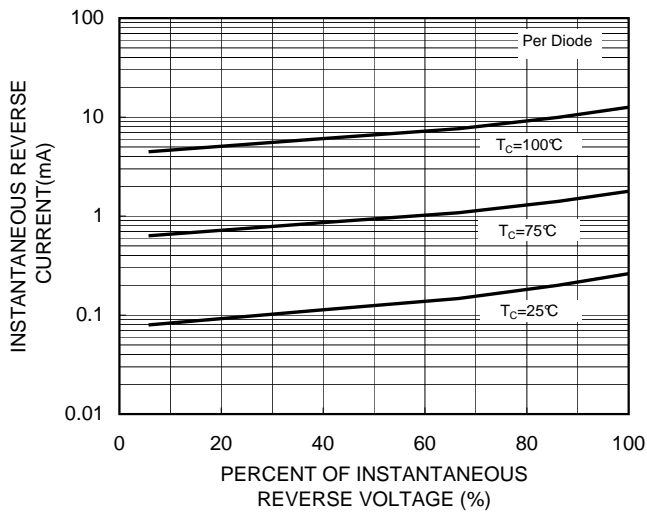


FIG. 4-TYPICAL INSTANTANEOUS FORWARD CHARACTERISTICS

